

GFD50-H Sliding Door System

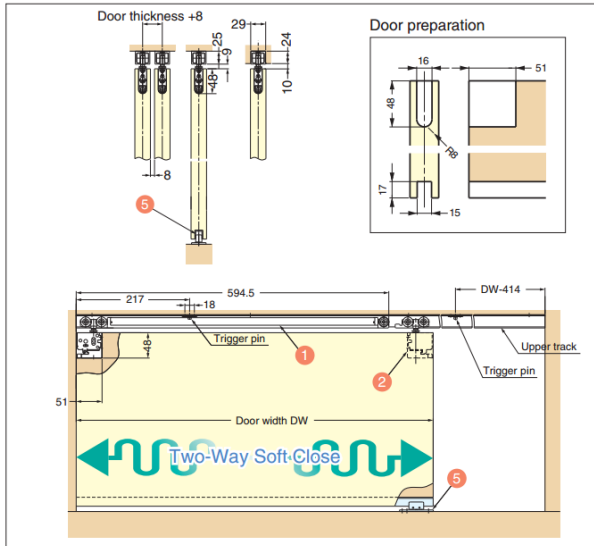


	a	b	c	d
	Two-Way Soft Close	Standard Sliding	Two-Way Soft Close	Standard Sliding
Roller	Recessed Mount	Recessed Mount	Surface Mount	Surface Mount
Door Weight	Max. 50 kg			
Door Thickness (Min.)	24 mm	24 mm	30 mm	30 mm
Door Width	680-1500 mm	Max. 1500 mm	774-1500 mm	Max. 1500 mm
Door Height	Max. 2400 mm			
Height Adjustment	-3/+4 mm		±4 mm	
Side Adjustment	±2 mm		-	

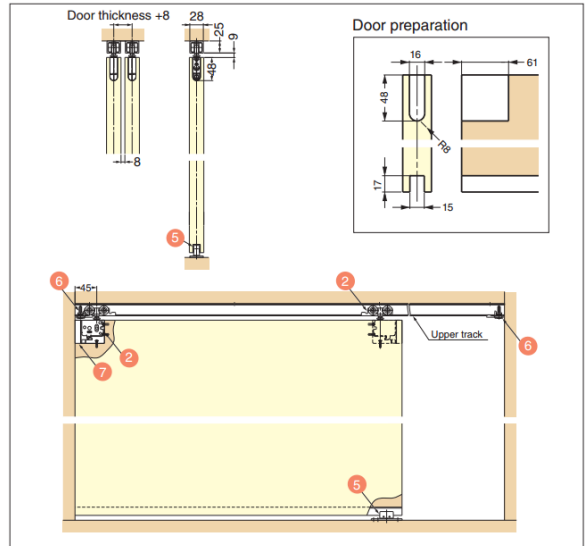
Features

- Thin profile allows flexible design for various applications
- Damper equipped for soft & silent closing at the end ([a] & [c] only)
- Various parts available for many applications
- Designed for interior use, not for exterior

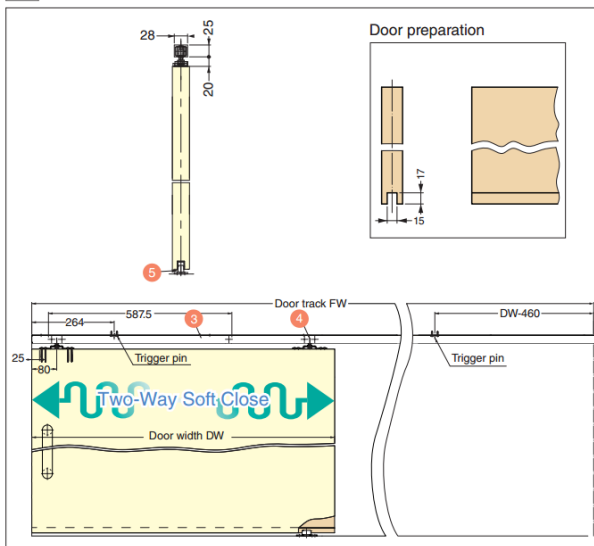
a GFD50 / Recessed Mount Roller / Two-Way Soft Close



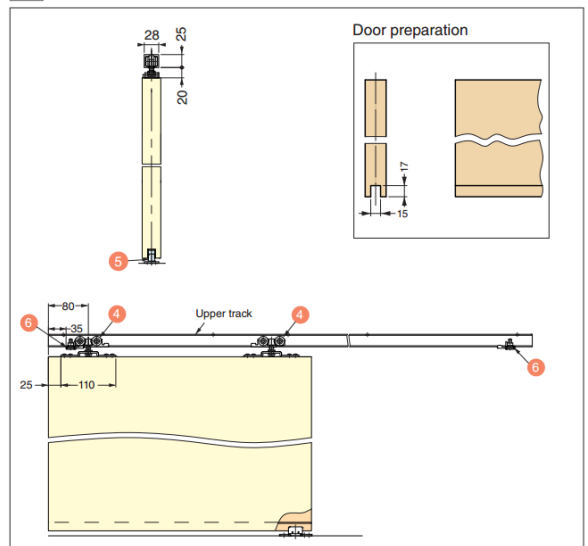
b GFD50 / Recessed Mount Roller / Standard Sliding



c GFD50 / Surface Mount Roller / Two-Way Soft Close



d GFD50 / Surface Mount Roller / Standard Sliding



Parts Set (Per Door)

Necessary Parts

Please refer to "Qty [a] - [d]" for parts included in each set.

Part No.	Description
a	GFD50-DHCP Recessed Roller Two-Way Soft Close
b	GFD50-HHP-LBR Recessed Roller Standard Sliding
c	GFD50-DHCMP Surface Mount Two-Way Soft Close
d	GFD50-HMP Surface Mount Standard Sliding

Parts Included

No.	Qty				Part Name	Description
	a	b	c	d		
1	1 pc	-	-	-	Recessed Roller Soft Closer Two-Way Soft Close 	GFD50-WRH-DSC ● Material Steel / Polyacetal ● Finish Chromate / Grey
2	2 pcs	-	-	-	Trigger Pin 	● Material Steel ● Finish Chromate
3	1 pc	2 pcs	-	-	Recessed Roller 	GFD50-WRH ● Material Zinc Alloy / Polyacetal ● Finish Chromate / Grey
4	-	-	1 pc	-	Surface Mount Roller Soft Closer Two-Way Soft Close 	GFD50-WRM-DSC ● Material Steel / Polyacetal ● Finish Chromate / White
5	-	-	2 pcs	-	Trigger Pin 	● Material Steel ● Finish Chromate
6	-	-	1 pc	2 pcs	Surface Mount Roller 	GFD50-WRM ● Material Zinc Alloy / Polyacetal ● Finish Nickel / White
7	1 pc	1 pc	1 pc	1 pc	Floor Guide 	GFD50-BG18 ● Material SUS 304 / Polyacetal ● Finish Plain / White
8	-	2 pcs	-	2 pcs	End Stopper 	GFD50-HTST ● Material Steel ● Finish Chromate

No.	Qty				Part Name	Description
	a	b	c	d		
7	-	2 pcs	-	-	Cover Cap for Recessed Roller 	GFD50-WRH-SCP-LBR ● Material Polypropylene ● Finish Light Brown
8	1 pc	1 pc	1 pc	1 pc	Door Guide Track 	GFD30-HBRT1500SIL ● Material Aluminium ● Finish Anodized Silver

Cover Cap

Necessary Parts for [a]

No.	Part No.	Part Name	Dimensions	Description
	GFD50-WRH-CP-WT	Cover Cap 	15.8 11.5 2 47.4	● Material Polypropylene ● Finish WT=White LBR=Light Brown DBR=Dark Brown
8	GFD50-WRH-CP-LBR			
	GFD50-WRH-CP-DBR			

Optional Parts

No.	Part No.	Part Name	Dimensions	Description
10	GFD30-HTKY	Door Stopper 	13.5 (59) 45.5 2 5.5x9.5 10.5x14.5 19.5 2xφ5.3 10.5 16 20.2	● Material Zinc Alloy / Rubber ● Finish Grey
11	GFD50-HSB	Stopper Block 	15.6 24 17 2	● Material Steel ● Finish Chromate
12	GFD30-HGW	Bottom Guide 	78~104 12 8 12 100 4.5 5 5 4.5	● Material Polyamide ● Finish Light Brown

Upper Track

Necessary Parts

Mounting	Length	Part No.	Dimensions	Description
Surface Mount	1820 mm	GFD50-TRM1820SIL		● Material Aluminium ● Finish Anodized Silver
	2730 mm	GFD50-TRM2730SIL		● Material Aluminium ● Finish Anodized Silver
	3640 mm	GFD50-TRM3640SIL		● Material Aluminium ● Finish Anodized Silver